

Fishbourne Village Survey – Analysis Results 2023

Introduction

Number of responses

1200 forms were delivered to each home in the Village and additional forms were available at 3 locations; Fishbourne Primary School, Fishbourne Centre and The Woolpack Pub. From which, 183 responses were received.

This corresponds to a 15.3% return, which is lower than previous years, 30% in 2018 and 22% in 2013.

Regarding the age of respondents, the 2021 census shows that only 31% of residents were over 60 years old, however, 71.4% of survey respondents were over 60 years old. This suggests that the survey results may not be a fair reflection of the Village feelings but it is a true reflection of those who did respond.

In 2018, an online survey was also carried out which accounted for 26% of the total responses but this was not done in 2023.

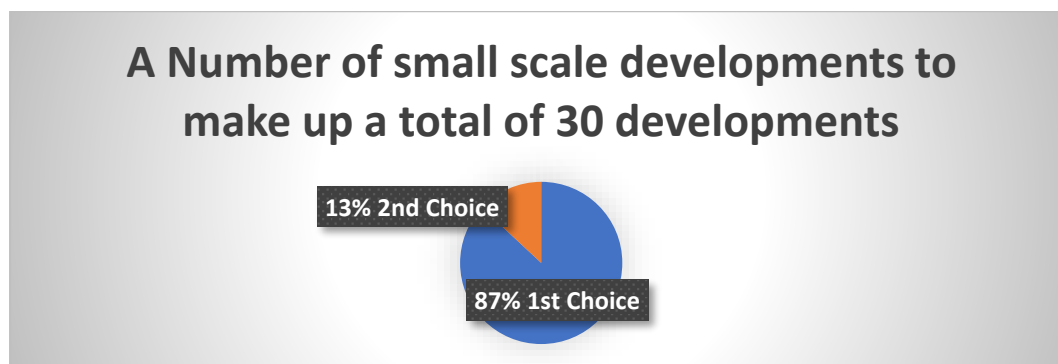
Detailed analysis follows:

SIGNIFICANT CHANGES

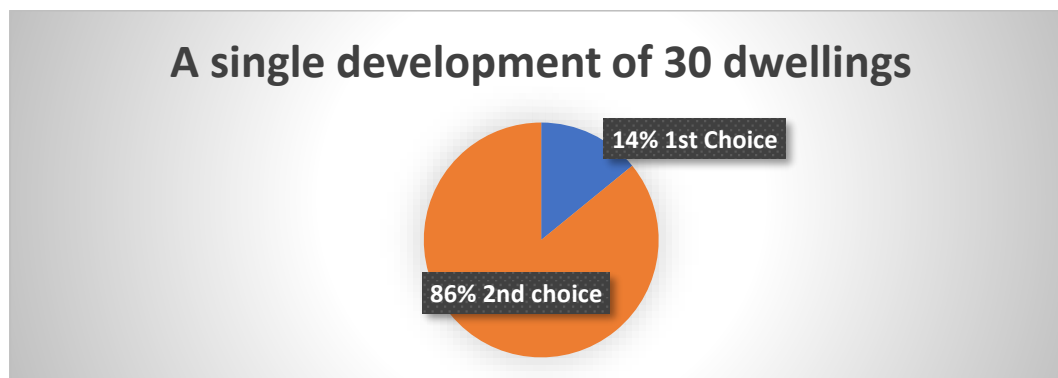
1. LAND ALLOCATION

Question 1.1 – Bearing in mind that we have a target allocation of 30, please rank the following options as first choice or second where 1 is your preferred option;

A number of small-scale developments to make up a total of 30 dwellings 1st = 153, 2nd = 23



A single development of 30 dwellings 1st = 24, 2nd = 146

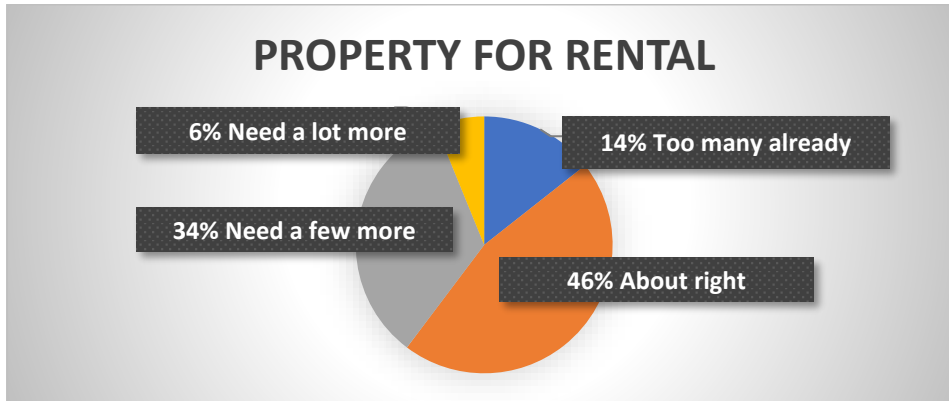


Analysis indicates that over 90% answered the question and overwhelmingly preferred a number of small scale developments over one single development of 30 homes.

Question 1.2 Which types of property are now required in the Parish? Respondents were asked to tick the relevant answer;

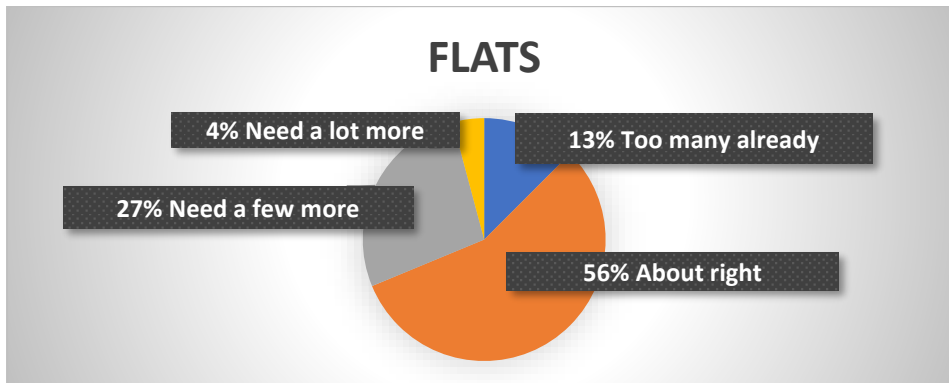
Property for rental

Too many already	About right	Need a few more	Need a lot more
21	67	49	9
Total =	146		



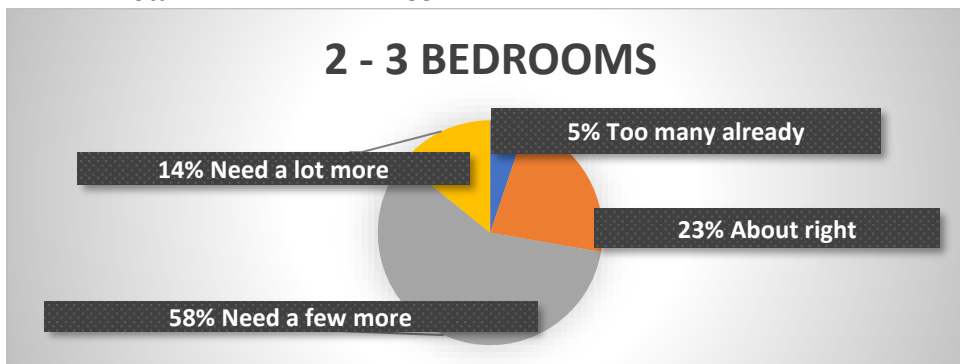
Flats

Too many already	About right	Need a few more	Need a lot more
18	81	39	6
Total =	144		



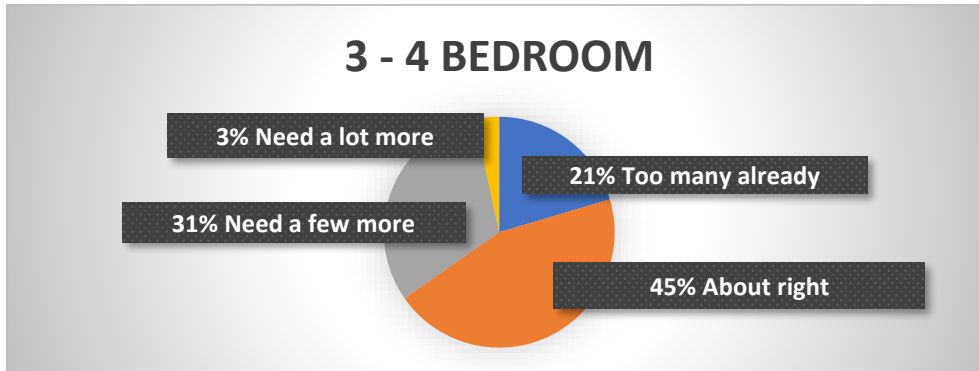
2 – 3 Bedrooms

Too many already	About right	Need a few more	Need a lot more
8	35	90	22
Total =	155		



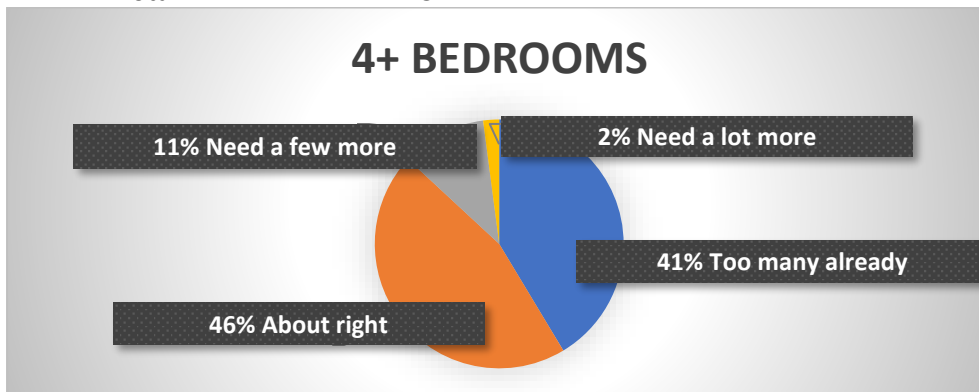
3 to 4 bedrooms

Too many already	About right	Need a few more	Need a lot more
30	66	46	5
Total =	147		



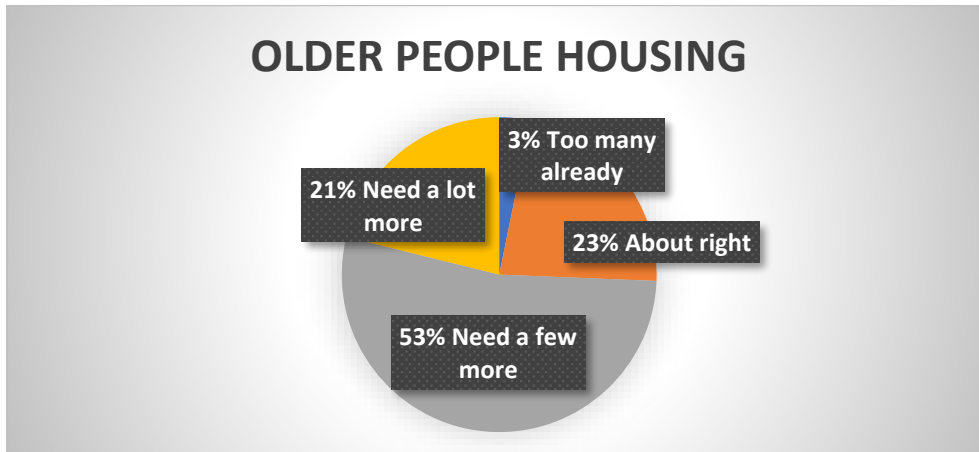
4 +Bedrooms

Too many already	About right	Need a few more	Need a lot more
60	66	16	3
Total =	145		



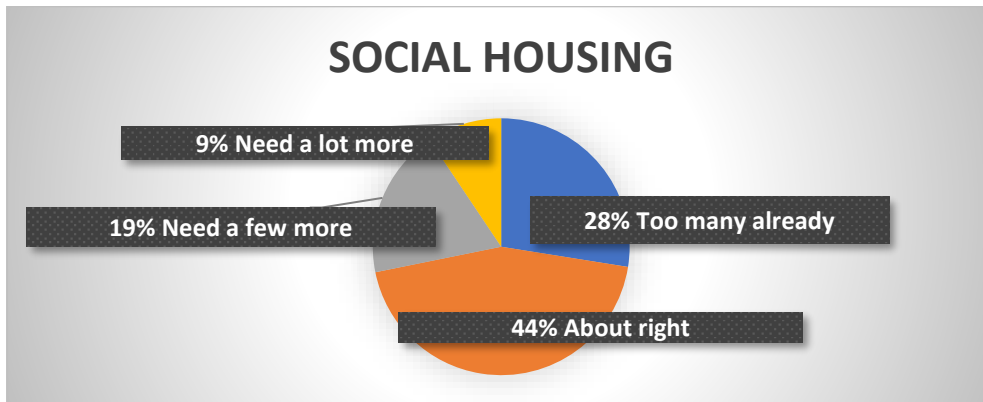
Older people housing

Too many already	About right	Need a few more	Need a lot more
5	35	83	33
Total =	156		



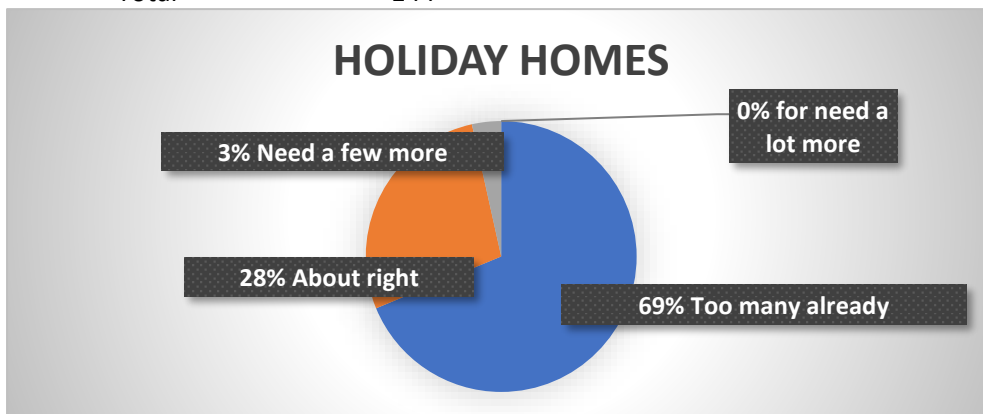
Social Housing

Too many already	About right	Need a few more	Need a lot more
41	66	28	14
Total =		149	



Holiday homes

Too many already	About right	Need a few more	Need a lot more
99	40	5	0
Total =		144	



Analysis of the results indicates that only 80% of respondents felt able to answer the question with 17 respondents making a comment similar to “ Don’t know how many homes of each type now so don’t know how many we need”

Of the 80% who responded, flats, rentals, larger properties and social housing were all considered to be “about right”.

Almost 70% said there were too many holiday homes.

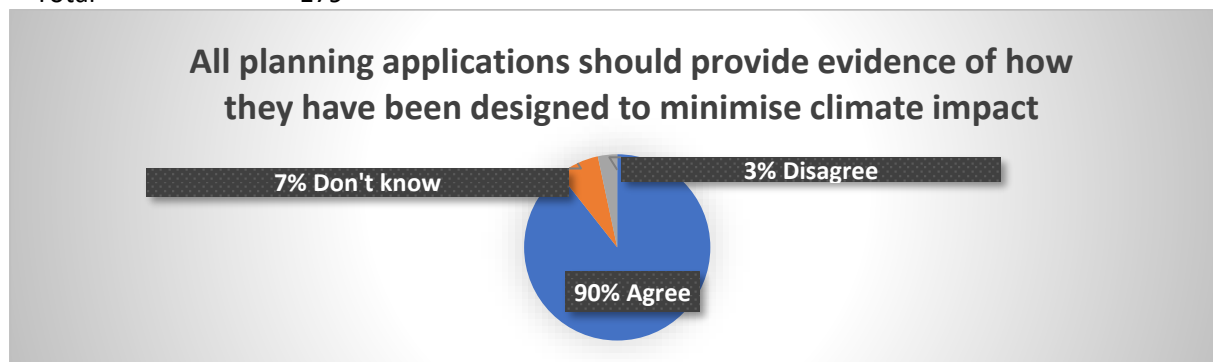
Over half of respondents wanted more 2 and 3 bed homes and homes for the elderly. This was reinforced by 6 comments indicating they wanted “Housing for older people / sheltered / smaller”

6 respondents noted in comments that they wanted to see more “Part buy / part rent homes or affordable homes”

Question 1.3 Eco friendly housing. With the need for a reduction in carbon emissions, the Parish Council has adopted a Climate Change action Plan to work with organisations and residents to reduce carbon emissions. Respondents were asked how far they agreed with each of the statements:

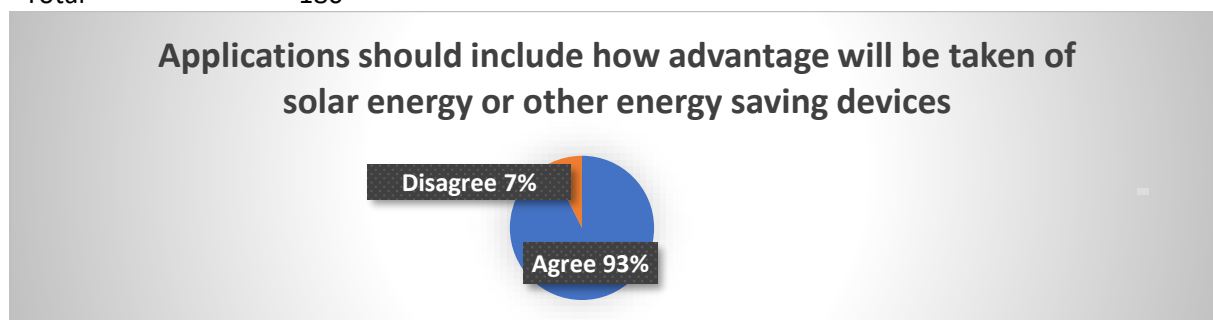
All planning applications should provide evidence of how they have been designed to minimise climate impact

Agree	Neither agree nor disagree	Disagree
160	13	6
Total =	179	



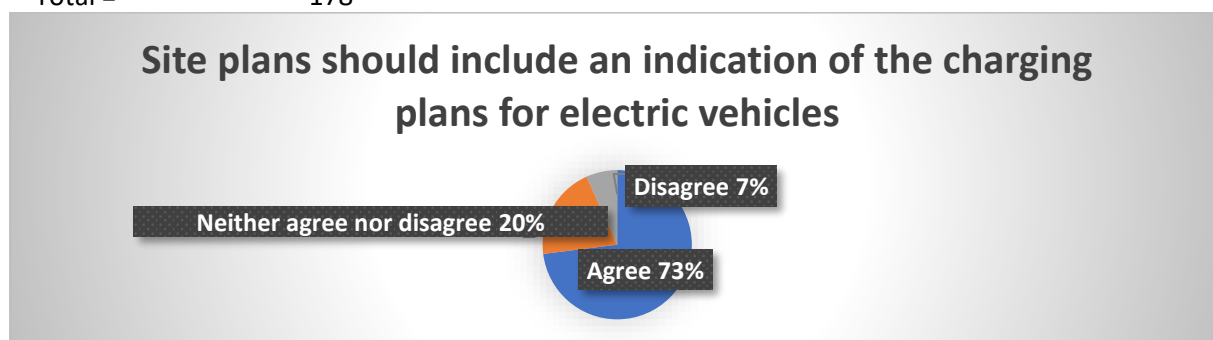
Applications should include how advantage will be taken of solar energy or other energy saving devices

Agree	Neither agree nor disagree	Disagree
164	13	3
Total =	180	



Site plans should include an indication of the charging plans for electric vehicles

Agree	Neither agree nor disagree	Disagree
130	36	12
Total =	178	



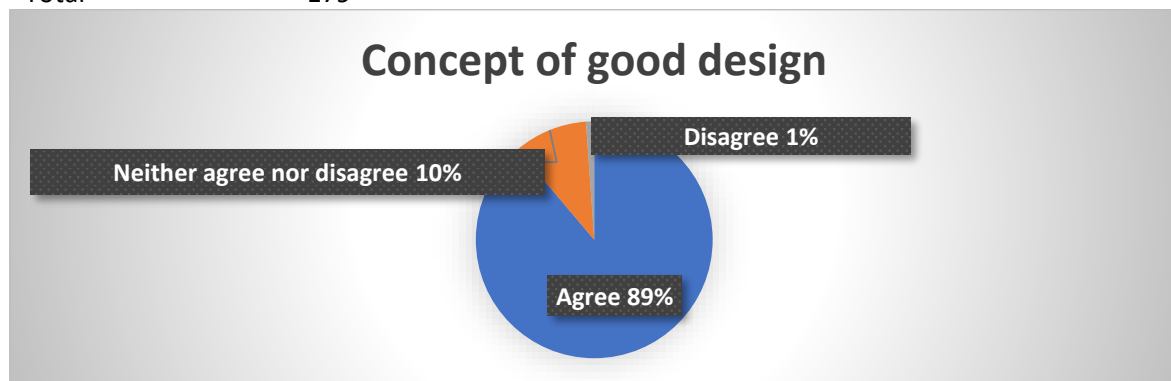
Analysis indicates that the majority of respondents agreed with all statements, with slightly less wanting electric charging points to be included in developments. However, 34 respondents noted in comments that they favoured "ECO and / or sustainable homes which reduce carbon footprint"

2. DESIGN

“In further support of our concern that new buildings should be attractive places that people are pleased to live in and proud to call home, we propose adding two extra requirements in the Design Section.” Respondents were asked to indicate how far they supported each of the two new requirements:

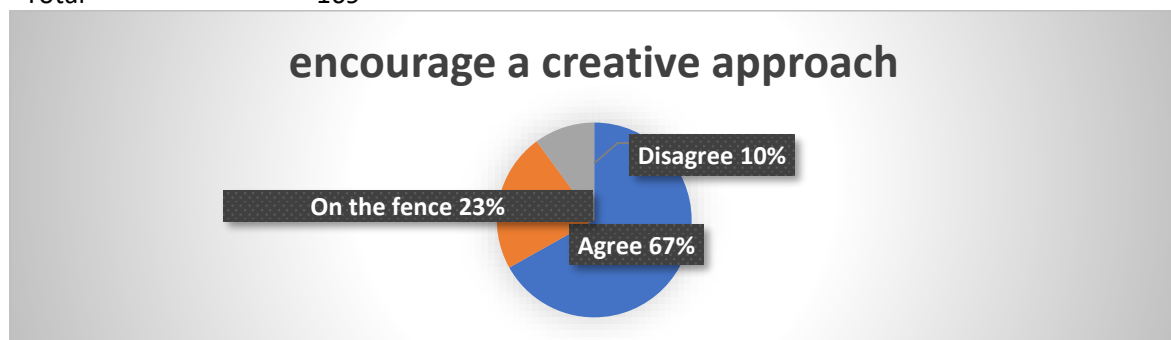
We are developing the concept of "good design" in Fishbourne since this is the key aspect of sustainable development, creates better places in which to live & work and helps make development acceptable to communities

Agree	Neither agree nor disagree	Disagree
159	18	2
Total =	179	



In order to encourage a creative approach, we will not attempt to impose any one style or taste.

Agree	Neither agree nor disagree	Disagree
113	39	17
Total =	169	



Analysis indicates that the majority agreed with both new requirements.

However, 10 respondents noted that “‘Good Design’ is subjective or personal” and cannot be pre-determined.

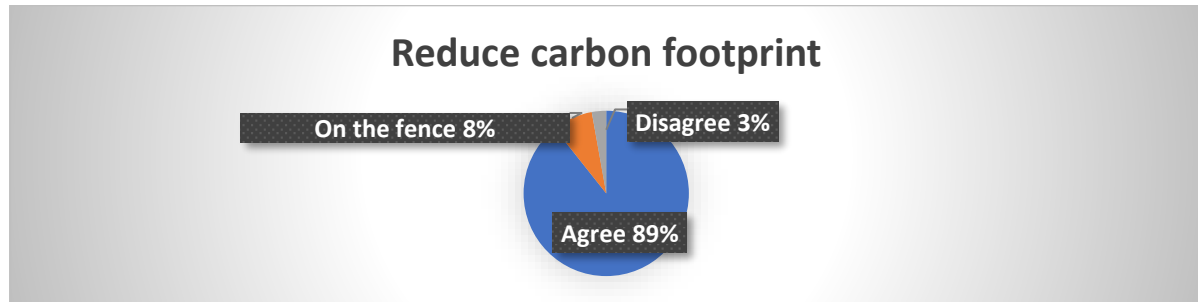
3 respondents asked that design should “Ensure reasonable garden sizes”

3. THE ENVIRONMENT

We intend adding a new policy on Climate Change. Respondents were asked to show how far they agreed with the statements:

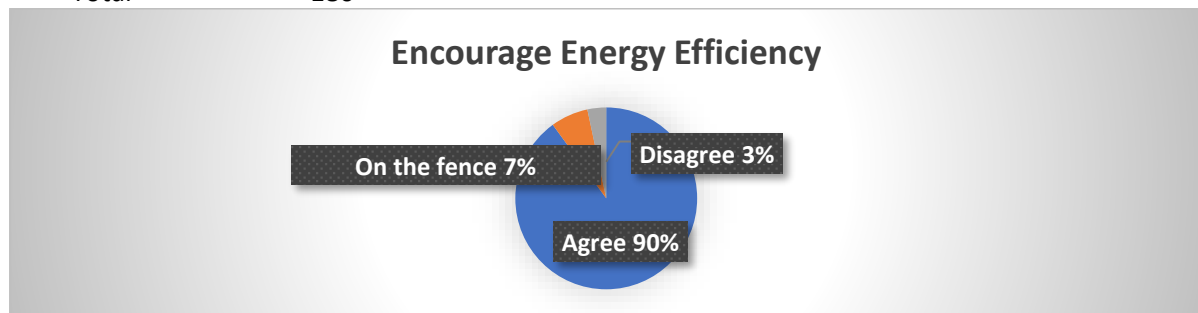
The Parish Council should encourage and support all groups and individuals who are attempting to reduce their carbon footprint.

Agree	Neither agree nor disagree	Disagree
59	14	5
Total =	178	



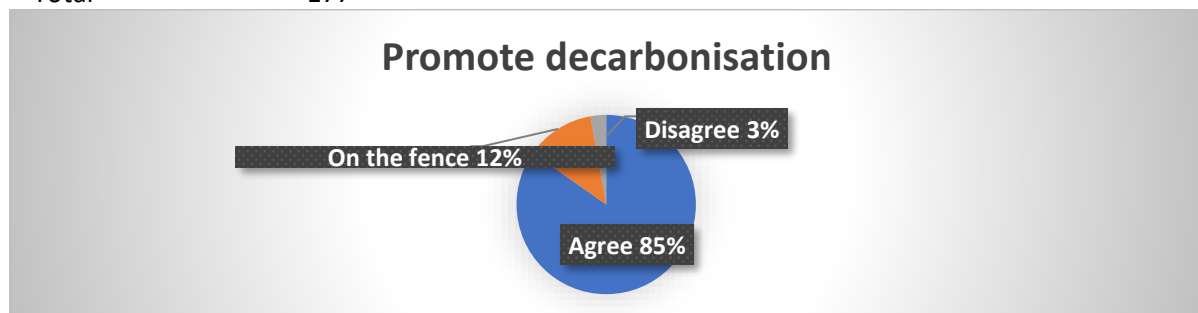
For all building applications we should set the highest possible standards for energy efficiency, on-site use of renewable energy and water efficiency that are achievable without impacting on the commercial viability of the development

Agree	Neither agree nor disagree	Disagree
162	12	6
Total =	180	



We should explore schemes to decarbonise existing homes through energy efficiency and on-site renewable energy generation, including grant-funded improvements

Agree	Neither agree nor disagree	Disagree
150	22	5
Total =	177	



Analysis indicates that almost 90% of respondents were supportive of all 3 statements.

Further, 5 respondents noted that it is possible to “Mitigate climate change by encouraging and / or supporting environmentally sound design housing plans”

Additionally, 6 respondents noted that we could “Encourage planning applications which offer eco ideas and / or provide local grants for existing homes to become more environmental”

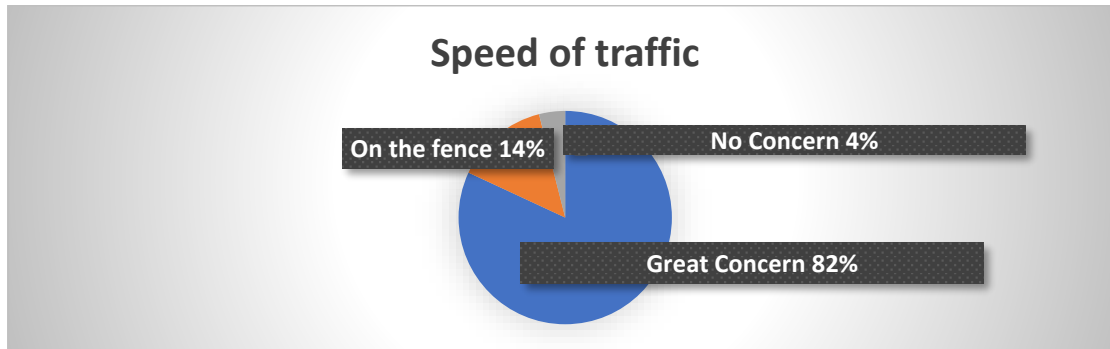
3 respondents felt it was either not relevant or not important to consider the “Impact on commercial viability”

4. TRAFFIC

Question 4.1 Projects are the way in which many of the objectives are met but they do not form part of the Neighbourhood Plan. We will therefore produce a separate programme for these and it would be helpful at this stage to know the extent of your concerns. Respondents were asked to indicate the level of concern for each traffic issue:

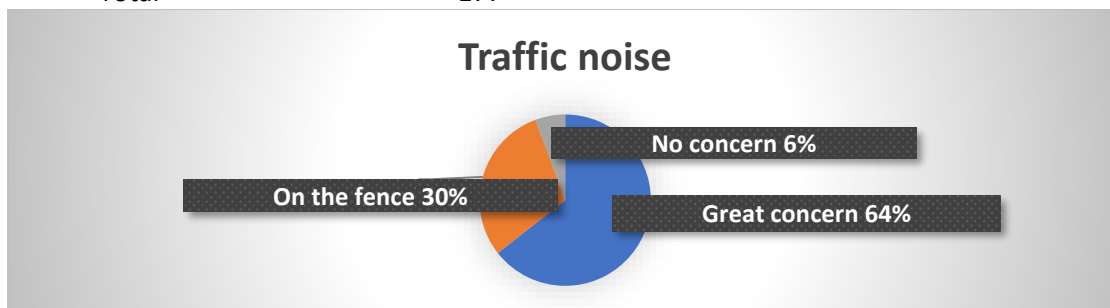
Speed of traffic

Great concern	Neither concerned nor disconcert	No concern
145	25	7
Total =	177	



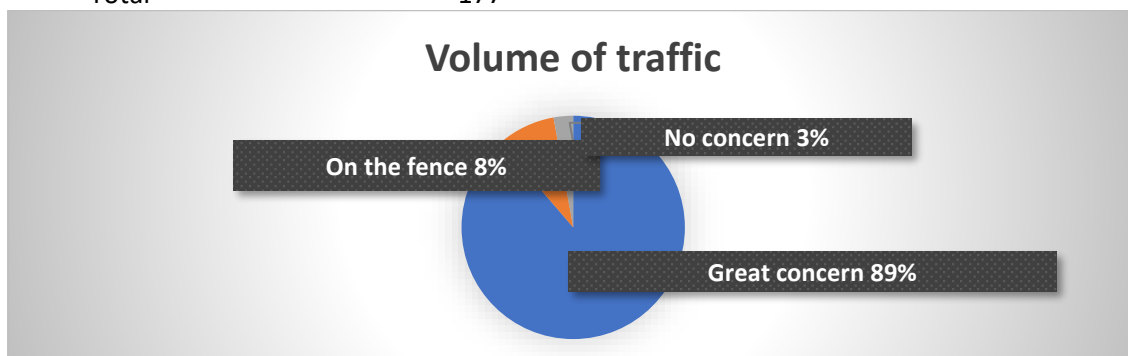
Noise of traffic

Great concern	Neither concern nor disconcert	No concern
114	53	10
Total =	177	



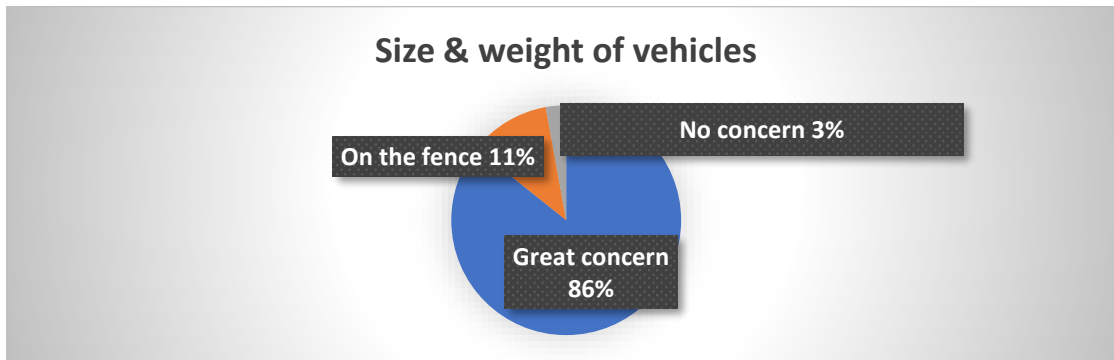
Volume of traffic

Great concern	Neither concern nor disconcert	No concern
157	15	5
Total =	177	



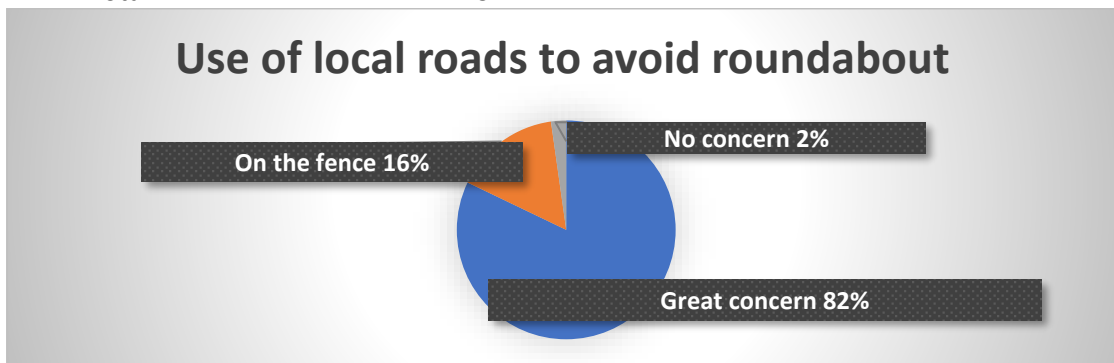
Increasing size & weight of vehicles

Great concern	Neither concern nor disconcern	No concern
150	20	5
Total =	175	



Use of local roads & lanes to avoid Fishbourne roundabout

Great concern	Neither concern nor disconcern	No concern
147	28	4
Total =	179	

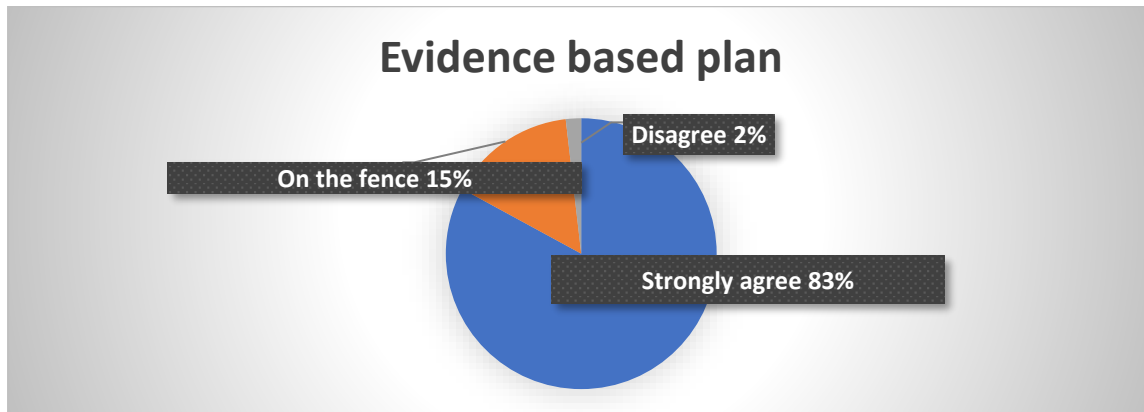


Analysis indicates that over 80% of respondents were greatly concerned about the speed, volume, size and weight of traffic along with great concern for use of local roads as a means to avoid the Fishbourne Roundabout. However, only 64% were greatly concerned about traffic noise with a further 30% undecided about the level of concern for this noise.

Several comments re-enforced the concern for the speed, weight of traffic and for the issues associated with the Fishbourne Roundabout and access to and from the roundabout.

Question 4.2 Long Term Solutions - We need to complete an evidence based traffic plan for Fishbourne to ensure safety of all forms of traffic in the village and a reduction in the volume of traffic using the A259. Respondents were asked how strongly they agreed or disagreed with this statement:

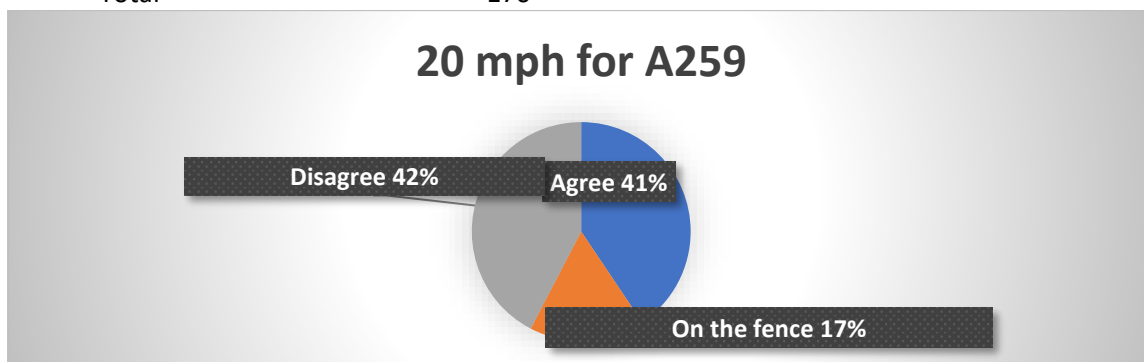
Strongly Agree	Neither agree nor disagree	Disagree
136	25	3
Total =	164	



If Fishbourne became eligible for 20mph, would you like to see the new limit in;

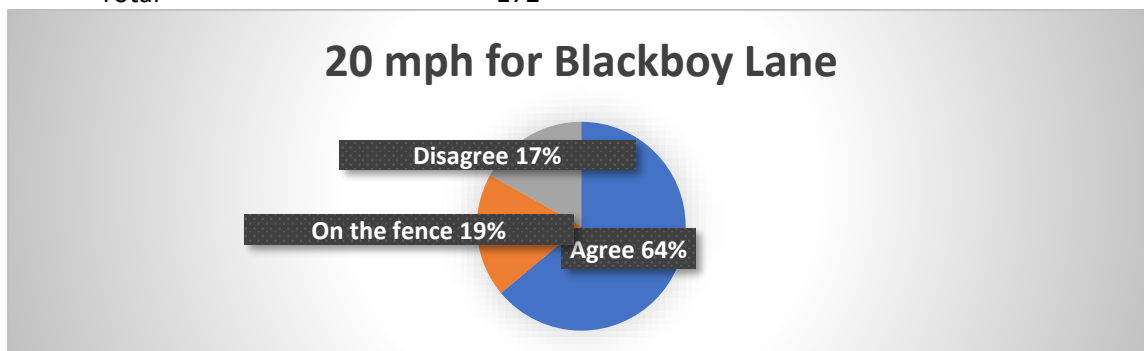
A259

Strongly Agree	Neither agree nor disagree	Disagree
69	29	72
Total =	170	



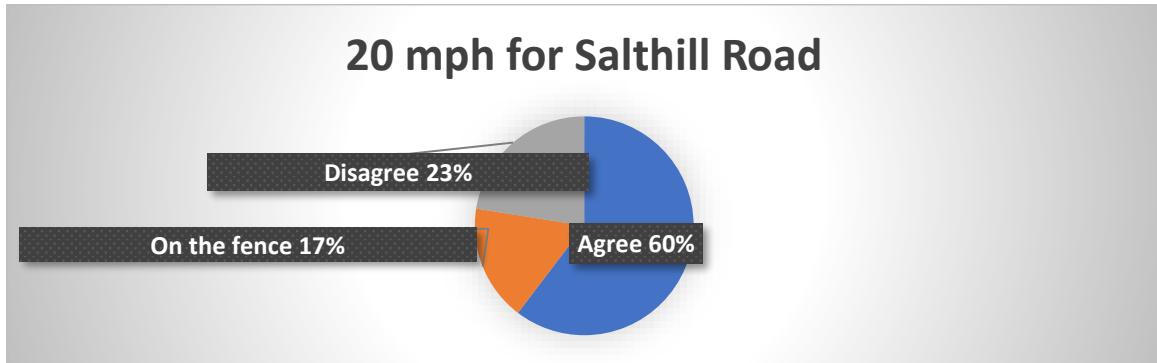
Blackboy Lane

Strongly Agree	Neither agree nor disagree	Disagree
110	33	29
Total =	172	



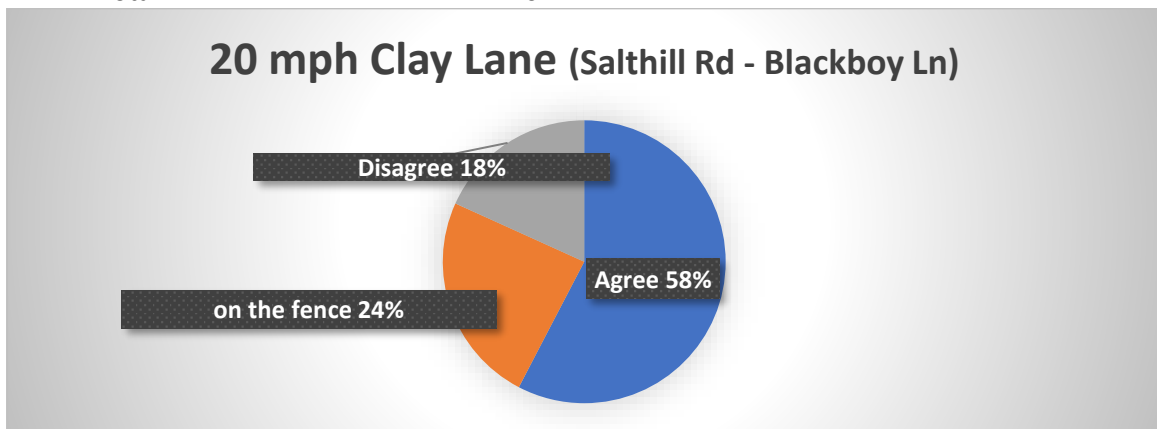
Salthill Road

Strongly Agree	Neither agree nor disagree	Disagree
102	29	38
Total =	169	



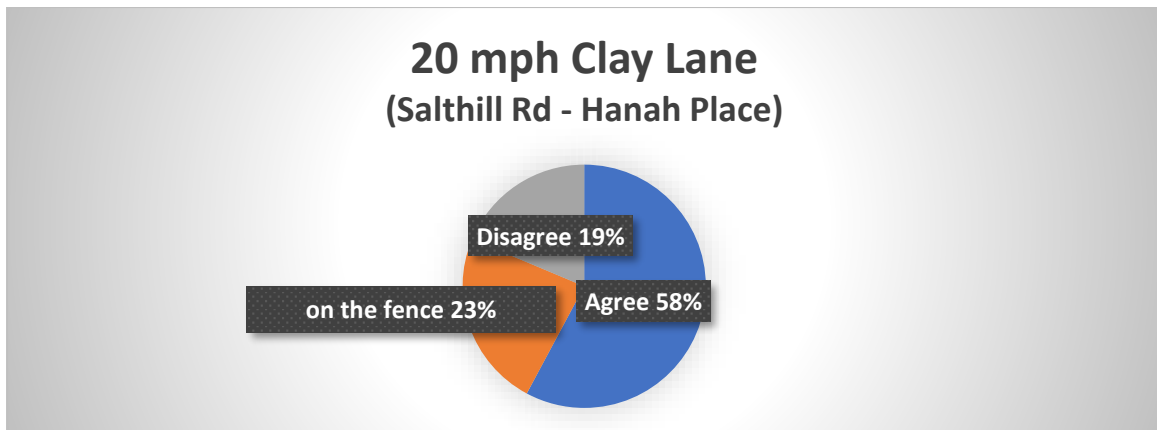
Clay Lane (Salthill Rd - Blackboy Ln)

Strongly Agree	Neither agree nor disagree	Disagree
98	41	31
Total =	170	



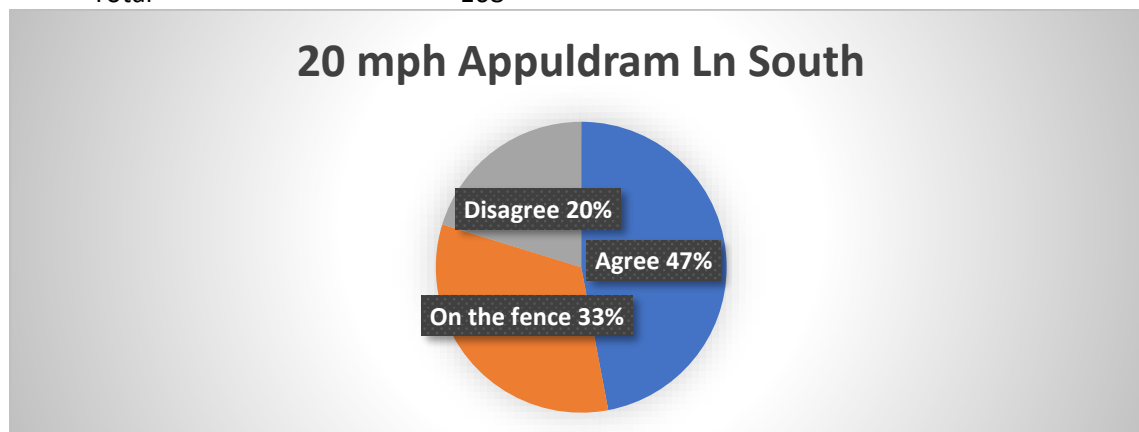
Clay Lane (Salthill Rd - Hanah Place)

Strongly Agree	Neither agree nor disagree	Disagree
96	39	31
Total =	166	



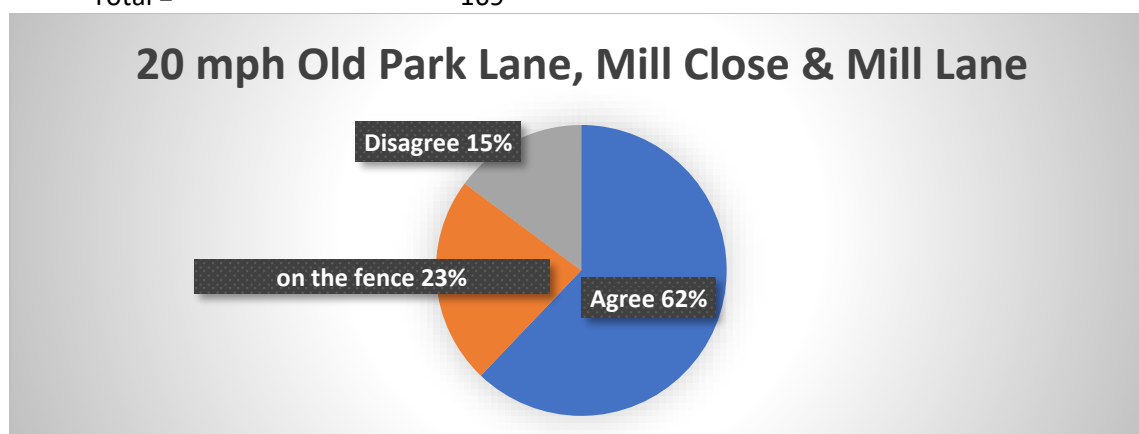
Appuldram Lane South

Strongly Agree	Neither agree nor disagree	Disagree
79	55	34
Total =		168



Old Park Lane, Mill Close & Mill Lane

Strongly Agree	Neither agree nor disagree	Disagree
105	39	25
Total =		169



Analysis, indicates that over 80% of respondents agree that the Village needs an evidence based Traffic Plan for the village with 15% being undecided.

Regarding the possibility of 20mph on various roads throughout the Village, circa 60% of respondents wanted the 20mph to cover each of Blackboy Lane, Salthill Rd, Clay Lane east to Blackboy Lane and Clay Lane west towards Hannah Place, Old Park Lane, Mill Close and Mill Lane.

For the A259, almost equal numbers (41% and 42%) of respondents agreed and disagreed with 20mph on the A259 with 17% unsure.

Only 47% wanted 20mph for Appuldram Lane South, with 20% disagreeing and a third being undecided.

Additional comments were as follows:

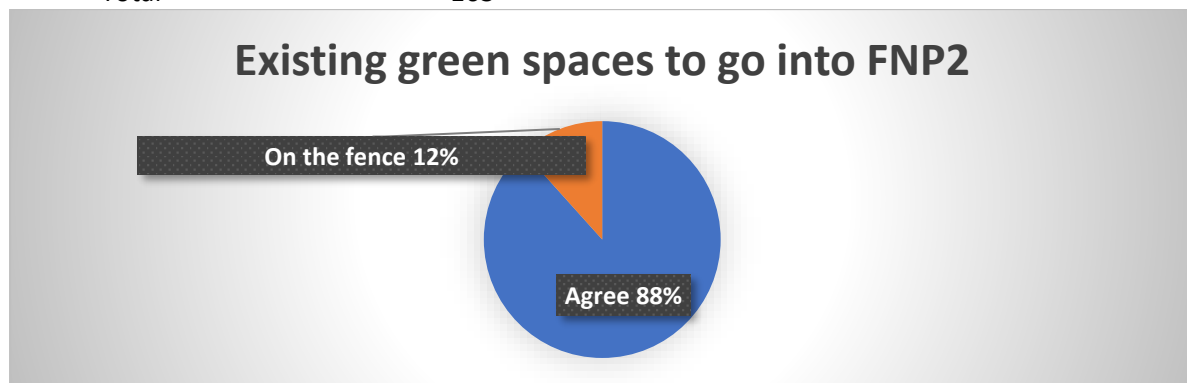
- Support re-enforced for 20mph (26)
- Disagreement with any implementation of 20mph (15)
- Desire for better enforcement of 30mph and / or signage (12)
- Request for better traffic calming measures and / or Village Gates (9)
- Concern that A259 was the alternative route for the A27 so should / could not be 20mph (4)

5. GREEN SPACES

The designation of Local Green Spaces through Neighbourhood Plan enables communities to protect green spaces which are of particular importance to them, because for example, their beauty, historical significance, recreational value including as playing fields, tranquillity or richness of wildlife. The respondents were asked to indicate how strongly they agreed with the statement:

In our present Neighbourhood Plan we have listed Fishbourne Playing Field, Fishbourne Meadows, the green spaces at the entrance to Roman Way and those at the entrance to Creek End. Should we transfer these to FNP2?

Strongly Agree	Neither agree nor disagree	Disagree
144	19	0
Total =	163	



Analysis shows that 88% agreed that the listed green spaces should be transferred to FNP2, with 12% undecided. There were however, 16 comments asking “what is FNP2?”

Respondents were asked to make further suggestions for Green Spaces and the following ideas were put forward, the numbers in brackets, indicate the number of times the same or very similar suggestion was made:

- Land between Deeside Ave & Clay Lane (2)
- All verges & banks (2)
- Fields along Clay Lane West (1)
- Area around The Mill Pond (2)
- Water course in Fishbourne from Salthill Rd to playing fields (1)
- Area around Roman Palace (1)
- Paths and entrance to Deeside Ave (3)
- Deeside oval green (2)
- Creek End Village Green (1)
- A community Garden / orchard /allotments (2)
- Bethwines Farm fields (8)
- Creek area to west of the Church (2)
- Knott Gardens grassed area (1)
- The 2 fields opposite Roman Palace by school (2)
- Verges at entrance to Mill Close (1)

6. SENSE OF COMMUNITY, INVOLVEMENT IN DECISION MAKING AND COMMUNICATIONS

6.1 *Strategies to develop awareness of a sense of community and the involvement of a higher proportion of the community in the decision making process. Respondents were asked to make comments about the following statements:*

- In developing a sense of community, this project will pay particular attention to the isolated and the vulnerable including continued support for Fishbourne Companions, for the establishment of Men's Sheds, for a Warm Hub at the Fishbourne Centre and the healthy opportunities for all ages at the Fishbourne Paying Fields.
- Younger members of the community will benefit from support for the extension of the Pre-School, a contribution to the Running Track around the Primary School Grounds; developments in the Play Area equipment on the Playing Fields.
- We will develop more Task Groups involving members of the Community.

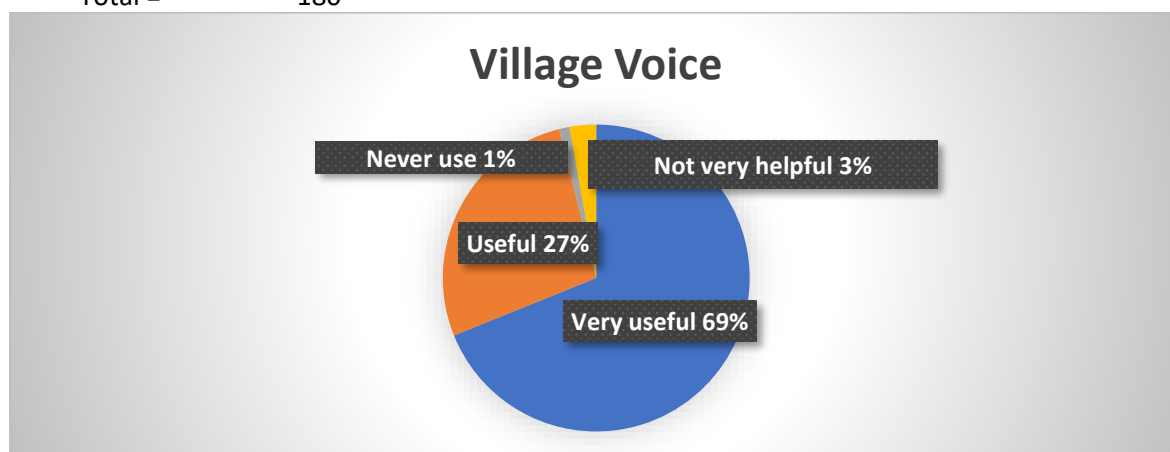
The following comments were made:

- I support these statements (24)
- Keep up the good work (8)

6.2 *Communication within the village. Respondents were asked to indicate how useful each method was to them:*

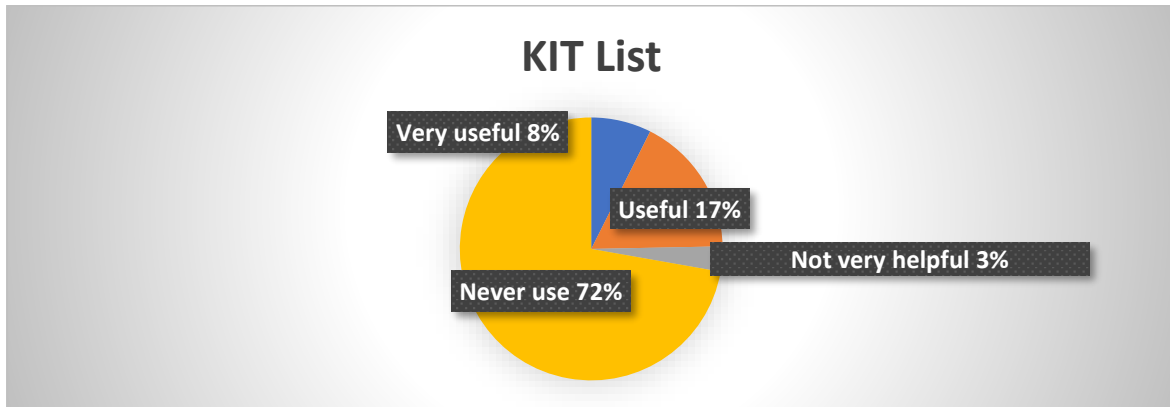
Village Voice

Very Useful	Useful	Not very helpful	Never use
124	49	2	5
Total =	180		



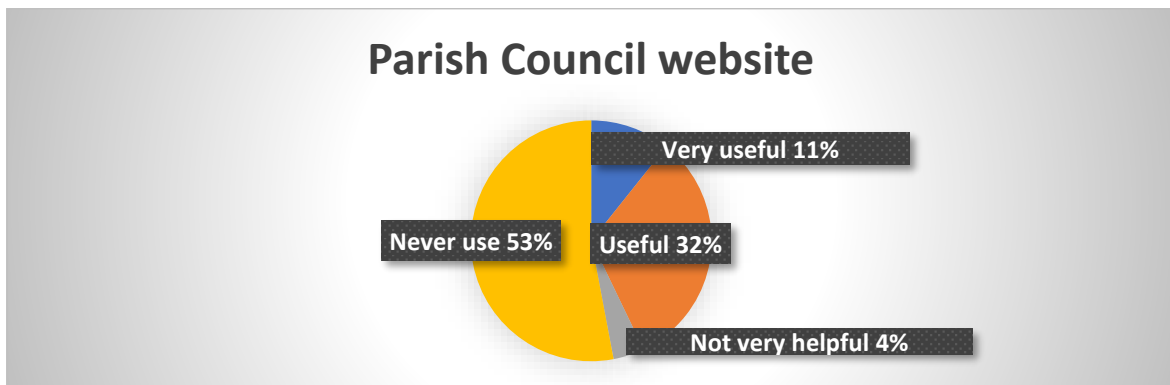
KIT List

Very Useful	Useful	Not very helpful	Never use
12	28	5	117
Total = 162			



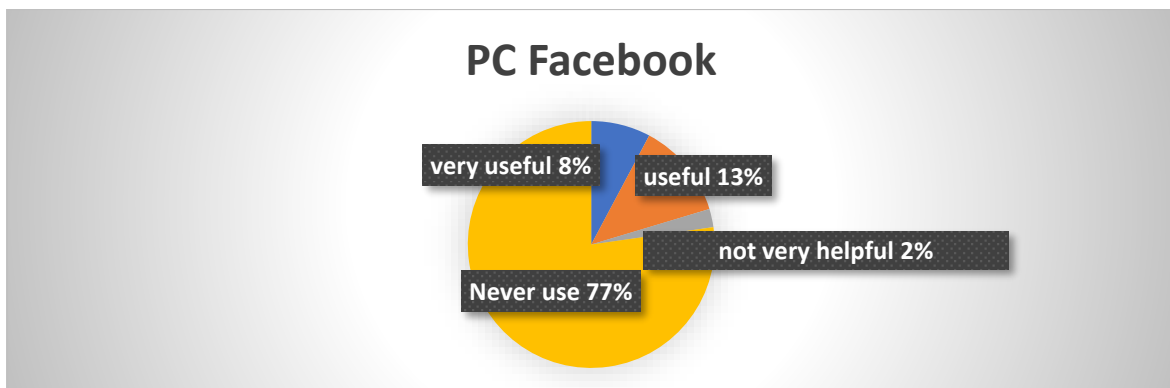
Parish Council website

Very Useful	Useful	Not very helpful	Never use
10.7	32.1	4.2	53.0
Total = 168			



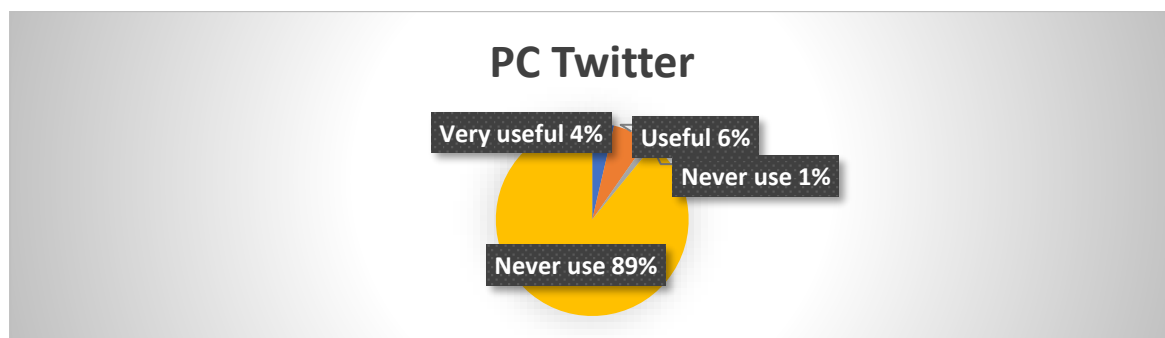
Parish Council Facebook

Very Useful	Useful	Not very helpful	Never use
7.8	12.6	2.4	77.2
Total = 167			



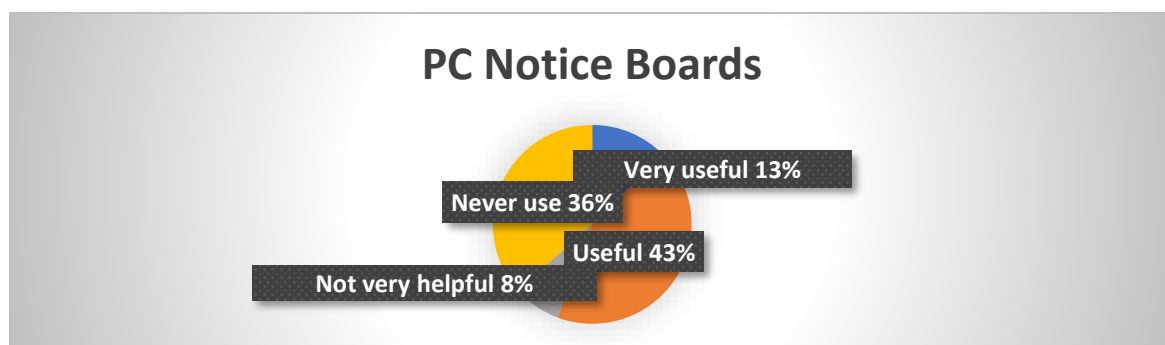
Parish Council Twitter

Very Useful	Useful	Not very helpful	Never use
3.6	6.1	1.2	89.1
Total = 165			



Parish Council Notice Boards

Very Useful	Useful	Not very helpful	Never use
12.6	43.1	7.8	36.5
Total = 167			



Analysis indicates that for the people who responded (bear in mind 71% were over 60 years old) the majority found Village Voice and the Parish Council Notice Boards very useful or useful. Most other methods of communications for this group of respondents were barely used or not found to be useful.

Some comments indicated that this group did not use IT saying such as "I'm not an IT person"

7. ARE THERE ANY OTHER ASPECTS THAT YOU THINK SHOULD BE CONSIDERED IN THE REVISION OF OUR NEIGHBOURHOOD PLAN?

The following comments were made as additions to this item or throughout the document (number in brackets indicates how often the same or very similar comments were made):

- Improve facilities at Fishbourne Centre for elderly / for youth (7)
- Need multigenerational activities (4)
- Food bank at Fishbourne Centre / more volunteering opportunities (3)
- Support & encourage flood prevention group (2)
- More drop in points for elderly and more seating around village (2)
- Need a local shop (9)
- What is FNP2? (16)
- Need a doctor / dentist (2)
- More Police presence (6)
- Need improvements to roads / potholes / pavements (24)
- Need improvements to Drainage, Local flooding, Sewage (25)
- Need Cycle paths / lanes around the village (8)
- Pelican crossing between Woolpack and underpass (4)
- Better bus / public transport system (5)
- FPC should not be getting involved in planning matters or what, where or type of housing – this is a national matter (4)
- Issues with parking on verges and roads (4)